



CENAC

April 20, 2016



Toronto Pearson
International Airport | Aéroport International

Noise Statistics Update

COMMUNITY ENVIRONMENT AND NOISE ADVISORY COMMITTEE UPDATE



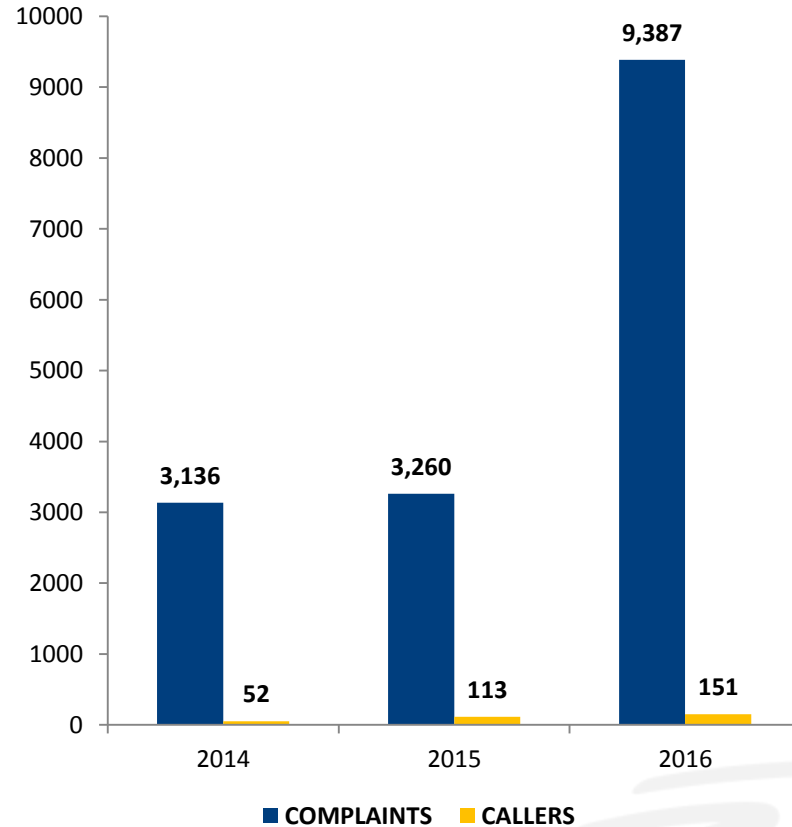
Toronto Pearson

Complaints & Callers

**2016 Complaints and Callers
(By Month)**

| Month | Complaints | Callers |
|-----------|------------|---------|
| January | 4,155 | 98 |
| February | 5,232 | 96 |
| March | | |
| April | | |
| May | | |
| June | | |
| July | | |
| August | | |
| September | | |
| October | | |
| November | | |
| December | | |

**Noise Complaints and Callers
(January & February, 2014-2016)**



Complaints & Callers

(Year to Date, By Forward Sortation Area (FSA))

| FSA | COMPLAINTS | CALLERS |
|-----|------------|---------|
| L3T | 1 | 1 |
| L4H | 3 | 2 |
| L4J | 2 | 2 |
| L4K | 1 | 1 |
| L4L | 22 | 1 |
| L4T | 46 | 2 |
| L4W | 1 | 1 |
| L4Y | 1 | 1 |
| L4Z | 7 | 3 |
| L5G | 3 | 1 |
| L5M | 6 | 3 |
| L5N | 181 | 4 |
| L5R | 1 | 1 |
| L6E | 1 | 1 |
| L6H | 945 | 31 |
| L6J | 1 | 1 |
| L6L | 2 | 2 |
| L6M | 330 | 8 |
| L6P | 3 | 1 |
| L6R | 2 | 2 |
| L6S | 6 | 1 |
| L6T | 6 | 2 |
| L6Y | 1 | 1 |
| L7G | 7 | 4 |
| M2K | 1 | 1 |
| M2M | 11 | 1 |
| M3A | 17 | 2 |
| M3B | 467 | 1 |
| M3C | 1 | 1 |

| FSA | COMPLAINTS | CALLERS |
|-----|------------|---------|
| M3J | 1 | 1 |
| M3L | 1 | 1 |
| M3M | 1 | 1 |
| M4C | 3 | 1 |
| M4G | 23 | 3 |
| M4N | 1 | 1 |
| M4P | 9 | 1 |
| M4R | 29 | 1 |
| M4S | 386 | 7 |
| M4T | 1 | 1 |
| M5P | 13 | 3 |
| M5R | 8 | 2 |
| M6C | 69 | 2 |
| M6H | 4 | 1 |
| M6J | 1 | 1 |
| M6K | 1 | 1 |
| M6P | 69 | 2 |
| M6R | 10 | 5 |
| M6S | 4902 | 4 |
| M8V | 4 | 1 |
| M8W | 11 | 4 |
| M9A | 2 | 2 |
| M9B | 5 | 1 |
| M9C | 423 | 10 |
| M9M | 2 | 2 |
| M9N | 1 | 1 |
| M9R | 1316 | 6 |
| M9V | 5 | 1 |
| M9W | 10 | 1 |

Complaints & Callers

(Year to Date, By Federal Riding)

| RIDING | COMPLAINTS | CALLERS |
|-----------------------------|------------|---------|
| Beaches-East York | 3 | 1 |
| Brampton Centre | 12 | 3 |
| Brampton East | 5 | 3 |
| Brampton South | 1 | 1 |
| Davenport | 5 | 2 |
| Don Valley East | 485 | 4 |
| Don Valley North | 1 | 1 |
| Don Valley West | 403 | 11 |
| Eglinton - Lawrence | 29 | 1 |
| Etobicoke - Lakeshore | 15 | 5 |
| Etobicoke Centre | 463 | 17 |
| Etobicoke North | 1298 | 4 |
| Humber River-Black Creek | 3 | 3 |
| Markham-Thornhill | 1 | 1 |
| Markham-Unionville | 1 | 1 |
| Mississauga East-Cooksville | 1 | 1 |
| Mississauga-Erin Mills | 2 | 1 |
| Mississauga-Lakeshore | 4 | 2 |
| Mississauga-Malton | 54 | 6 |
| Mississauga-Streetsville | 185 | 6 |
| Oakville | 137 | 19 |
| Oakville North-Burlington | 1141 | 23 |
| Parkdale-High Park | 4982 | 12 |
| Thornhill | 3 | 3 |
| Toronto-St. Paul's | 106 | 8 |
| University-Rosedale | 1 | 1 |
| Vaughan-Woodbridge | 25 | 3 |
| Wellington-Halton Hills | 7 | 4 |
| Willowdale | 11 | 1 |
| York Centre | 2 | 2 |
| York South-Weston | 1 | 1 |

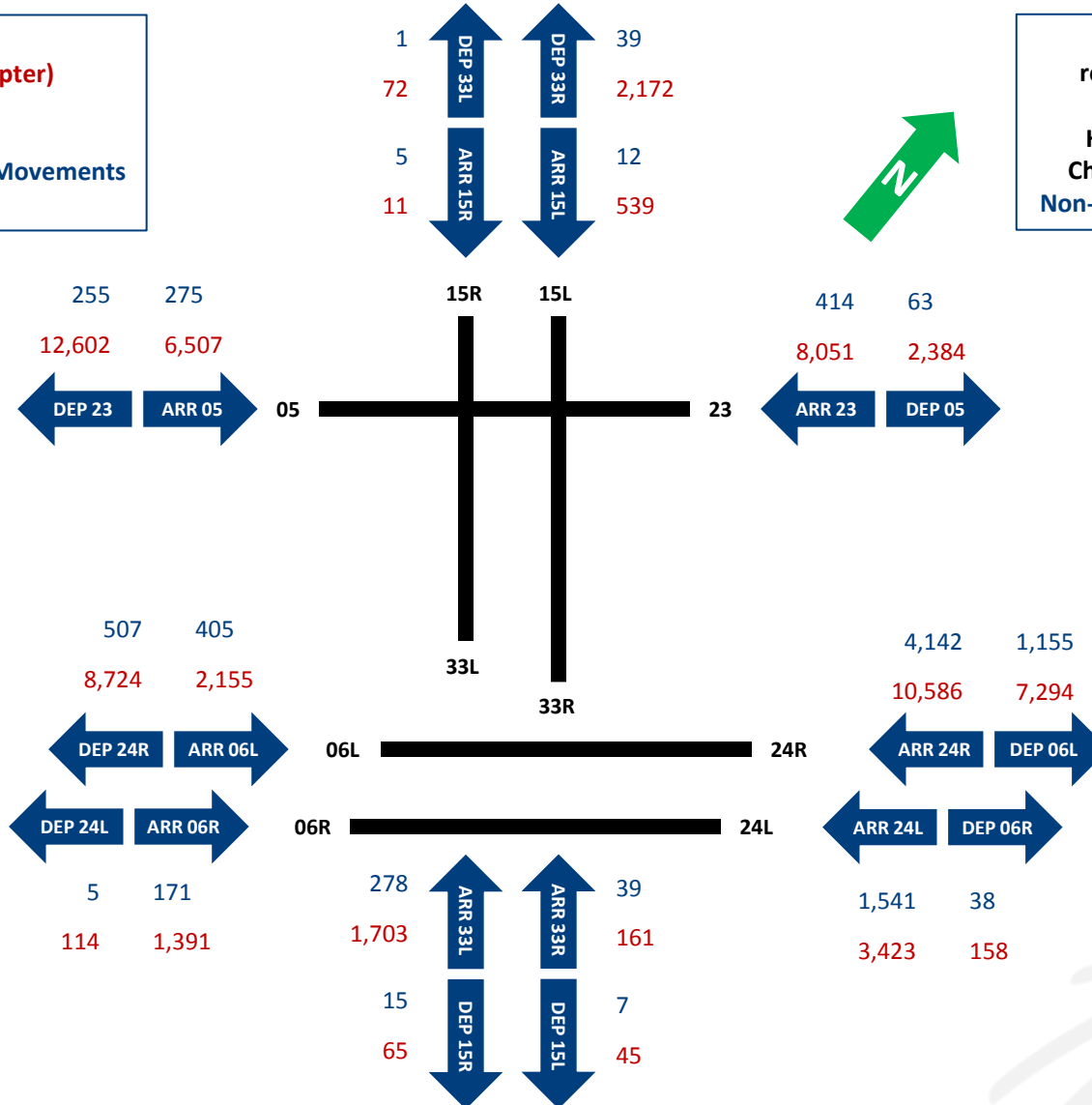
Runway Movements & Complaints

January & February 2016

Runway Movements
(does not include Helicopter)
Total = 68,157

Complaints by Runway Movements
Total = 9,367

Throughout the year, we also receive complaints against non-runway operations, including Helicopter, Instrument Landing Checks Overshoots, and Run Ups
Non-Runway Complaints Total = 20



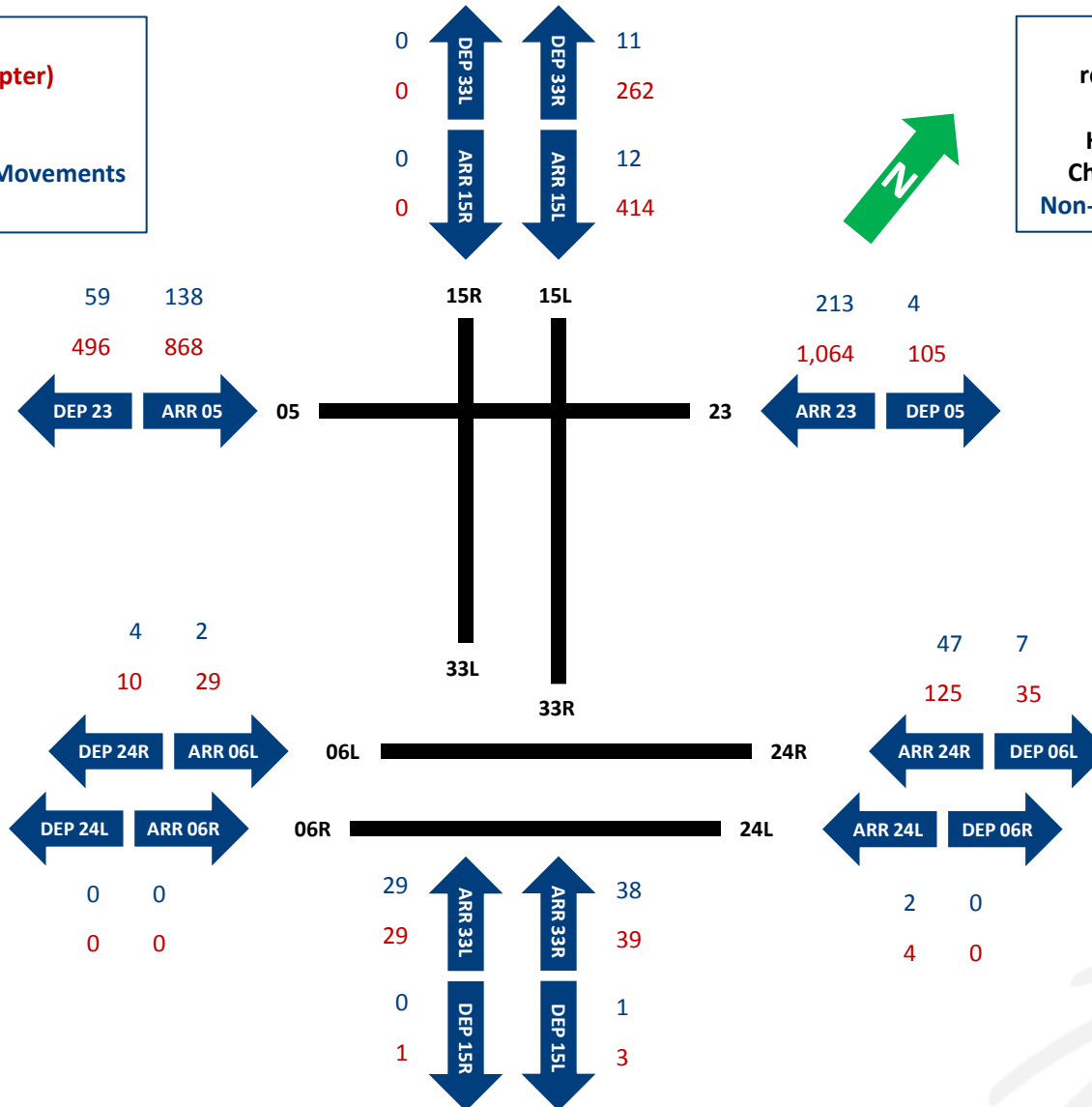
Runway Movements & Complaints

January & February 2016 – Preferential Hours (00:00 – 06:29)

Runway Movements
(does not include Helicopter)
Total = 3,484

Complaints by Runway Movements
Total = 567

Throughout the year, we also receive complaints against non-runway operations, including Helicopter, Instrument Landing Checks Overshoots, and Run Ups
Non-Runway Complaints Total = 12



Runway Movements & Complaints

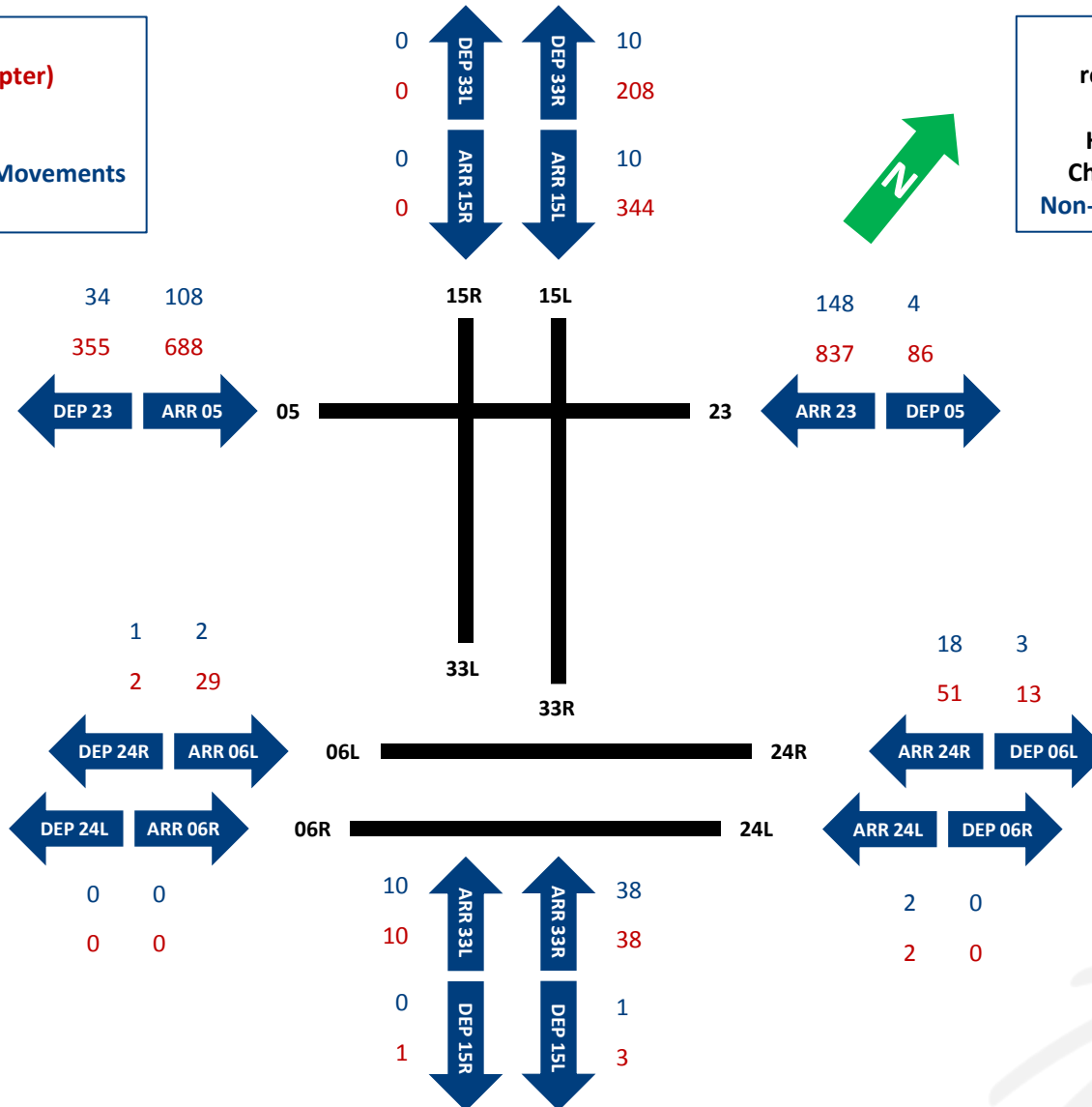
January & February 2016 Restricted Hours (00:30 – 06:29)

* Report reflects runway movements – complaints for calendar year, not night flight budget year

Runway Movements
(does not include Helicopter)
Total = 2,667

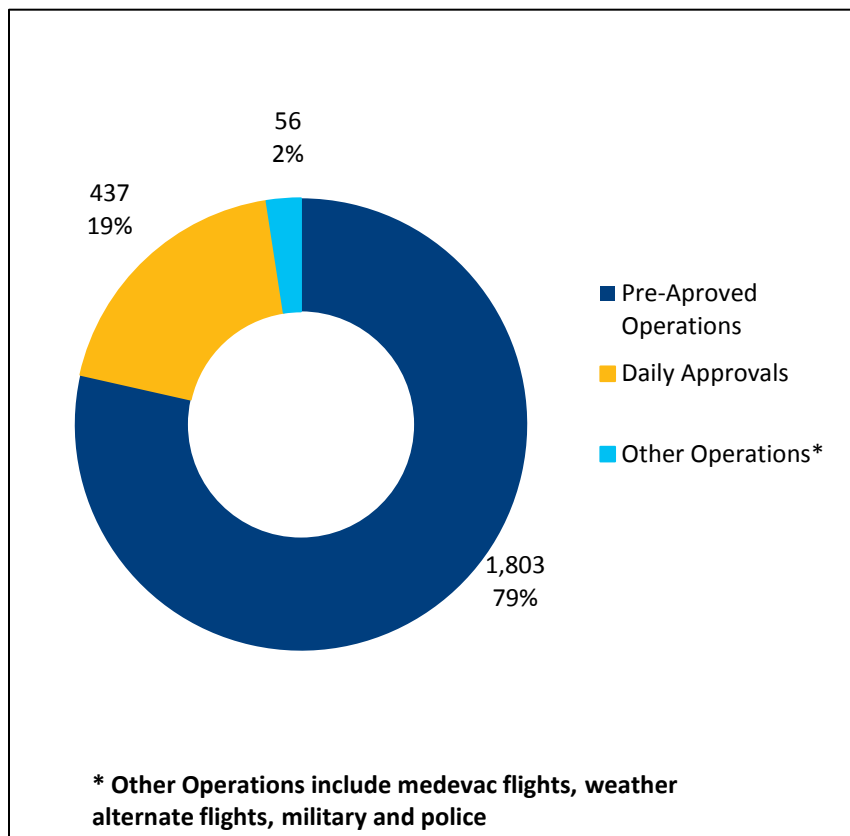
Complaints by Runway Movements
Total = 389

Throughout the year, we also receive complaints against non-runway operations, including Helicopter, Instrument Landing Checks Overshoots, and Run Ups
Non-Runway Complaints Total = 12

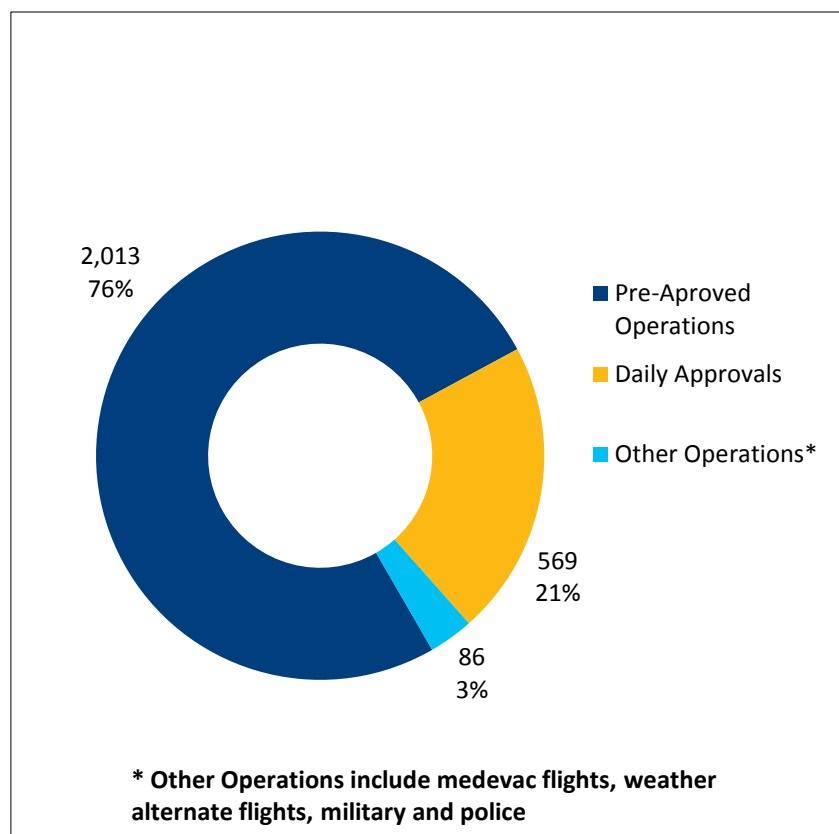


Restricted Hour Flights

November 1 – December 31, 2015



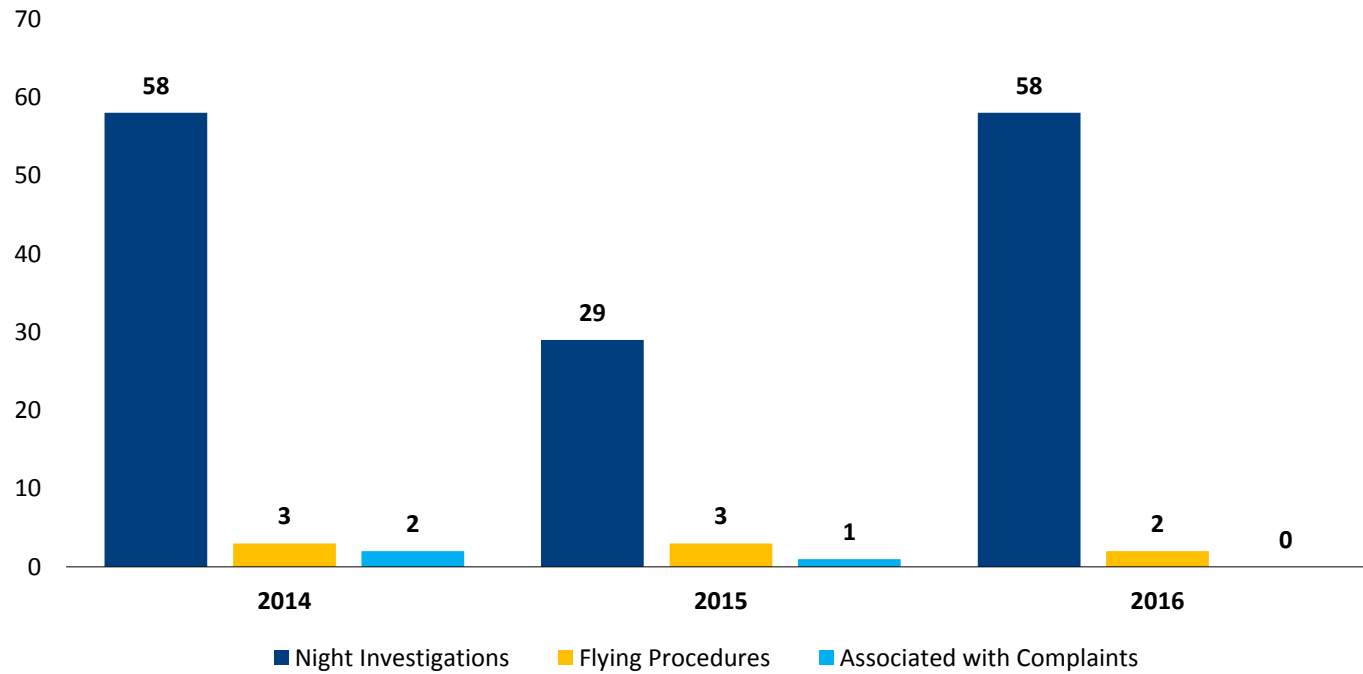
January 1 – February 29, 2016



Enforcement Investigations

2015 Year Total

Enforcement Investigations
January- February 2014-2016



Operational Trials Updates

North South Early Jet Turns

Certain small jet aircraft are permitted to turn to course shortly after takeoff on the east/west runways between 07:00 and 23:00.

- This is standard procedure since 2005.
- During the trial, early turns are also permitted on the north/south runways.

From March 3, 2008 to February 29, 2016

- 2, 502 eligible jet aircraft (18%) participated
- 10 complaints are attributed to this trial.

Propeller Turns Extended Hours

Propeller aircraft are permitted to turn to course shortly after takeoff from any runway between the hours of 07:00 and 23:00.

- This is standard procedure since the 1970s.
- During the trial, prop turns are also permitted from 06:30 until 23:30.

From March 3, 2008 to February 29, 2016

- 3,709 props (89%) turned between 06:30 and 06:59
- 8,281 props (83%) turned between 11:01 and 11:30 p.m.
- 279 complaints are attributed to this trial.



Thank you



Toronto Pearson
International Airport | Aéroport International