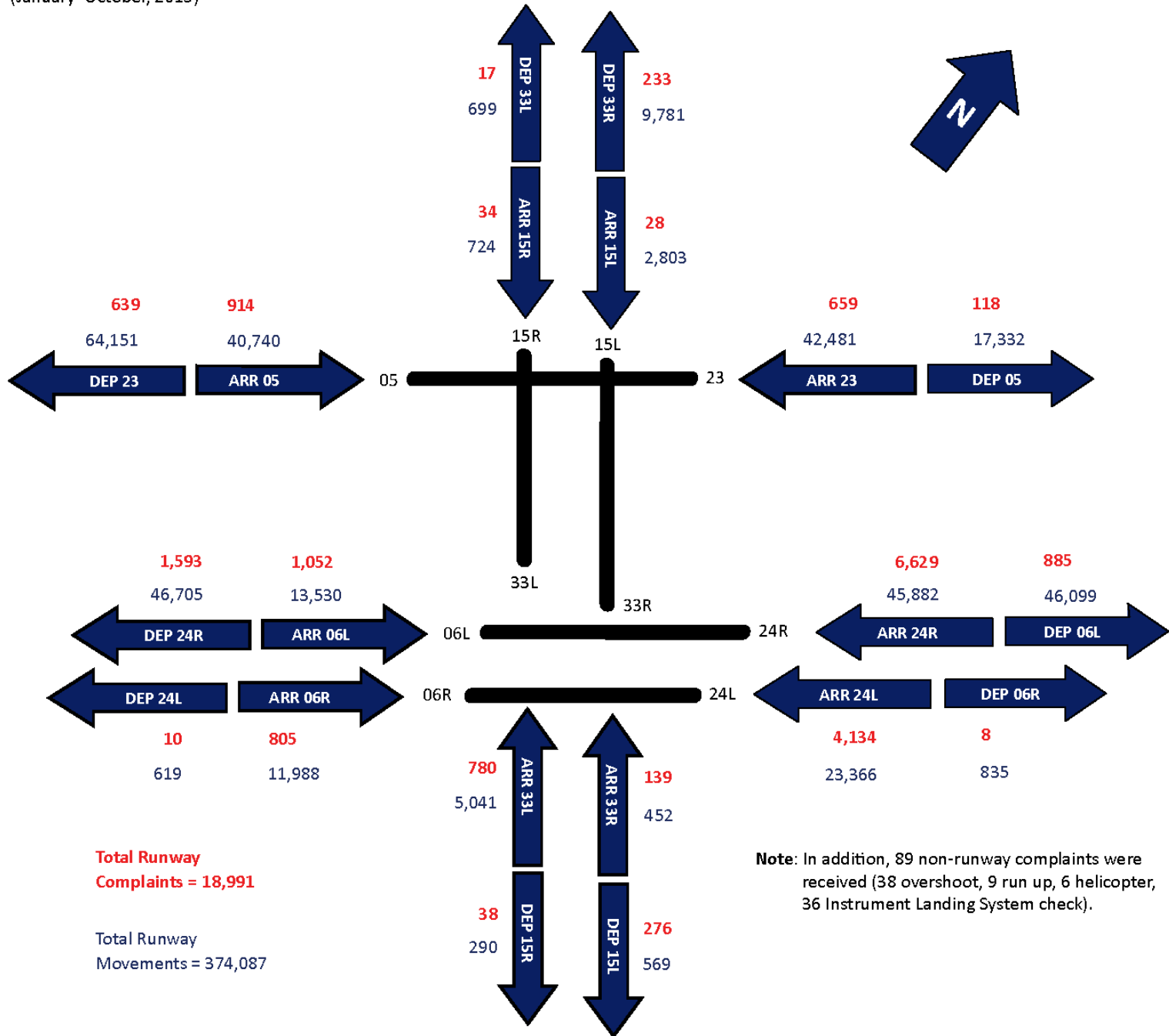




CENAC STATS December 2, 2015

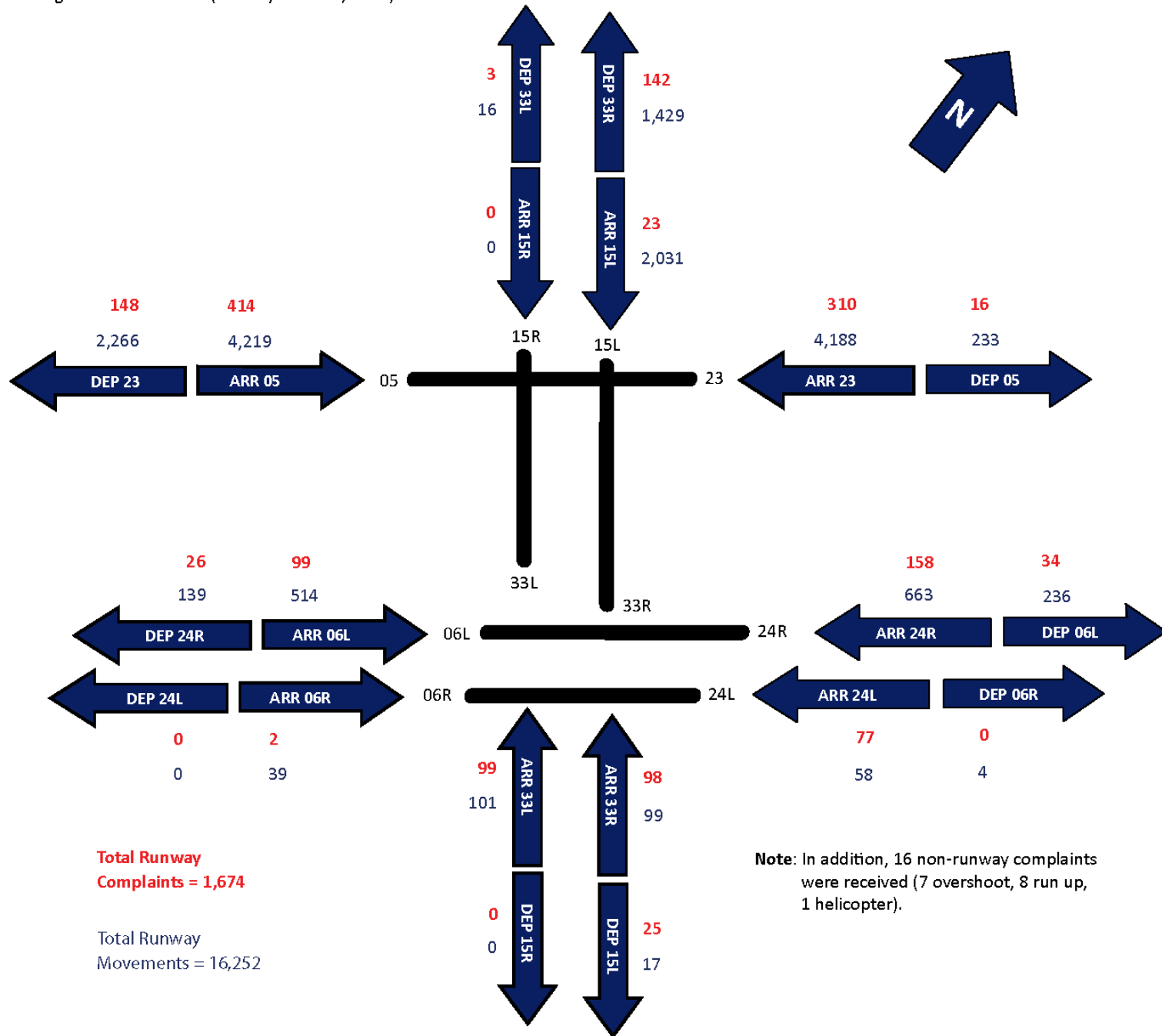
Runway Movements and Noise Complaints by Runway Operation

(January–October, 2015)



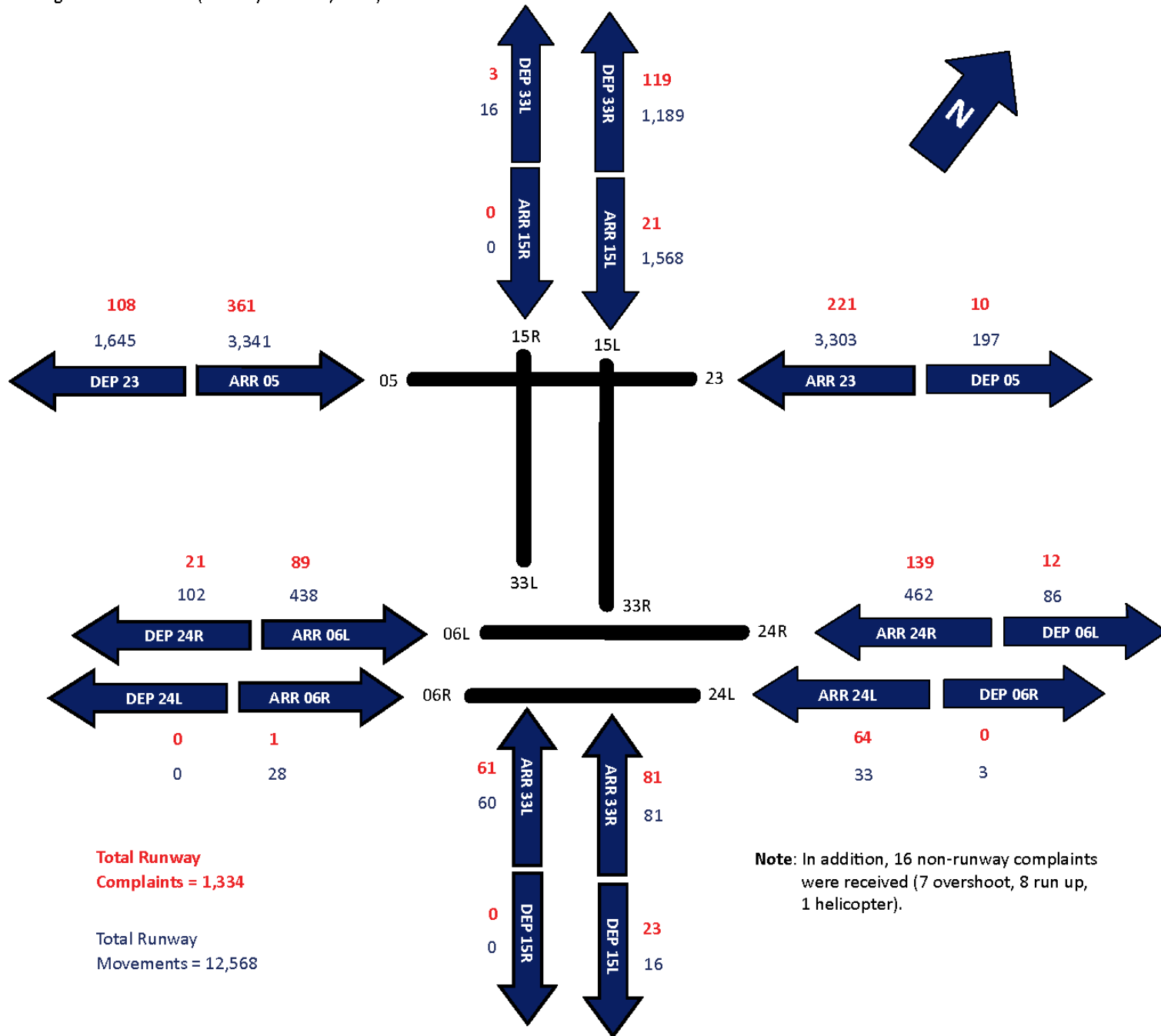
Runway Movements and Noise Complaints by Runway Operation

During Preferential Hours (January-October, 2015)



Runway Movements and Noise Complaints by Runway Operation

During Restricted Hours (January-October, 2015)

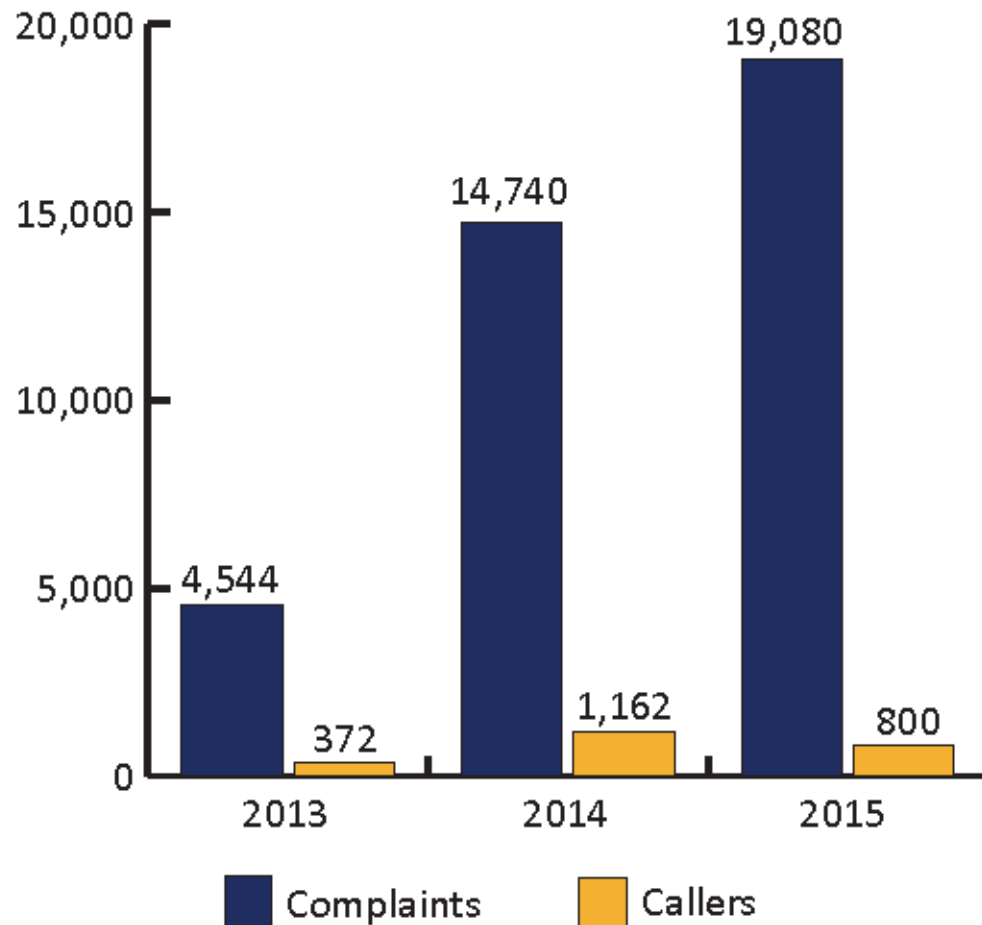


Complaints and Callers by Month

2015	Jan	Feb	Mar	Apr	May	Jun	Jul	Aug	Sep	Oct	Nov	Dec
Complaints	1,227	2,035	2,361	1,420	1,327	2,051	2,397	2,099	1,897	2,266	–	–
Callers	88	44	95	118	152	152	145	277	189	137	–	–

Noise Complaints and Callers

Noise Complaints and Callers
(January–October, 2013–2015)



2015 Complaints by Federal Riding.

Federal Riding	Complaints	Callers
<u>Bramalea - Gore - Malton</u>	220	19
Brampton West	78	21
Brampton-Springdale	18	2
Davenport	275	4
Don Valley East	19	4
Don Valley West	350	27
<u>Dufferin-Caledon</u>	6	4
<u>Eglinton – Lawrence</u>	150	7
Etobicoke - Lakeshore	68	12
Etobicoke Centre	2468	202
Etobicoke North	63	28
<u>Halton</u>	2322	162
<u>Markham-Whitchurch-Stouffville</u>	1	1
Mississauga East <u>Cooksville</u>	68	7
Mississauga South	69	6
Mississauga West	1	1
Mississauga-Bram. South	457	36
<u>Mississauga-Erindale</u>	34	10
<u>Mississauga-Streetsville</u>	147	27
Oak Ridges - Markham	2	1
Oakville	590	45
<u>Parkdale - High Park</u>	4377	29
Scarborough Southwest	1	1
St. Paul's	6718	40
<u>Thornhill</u>	10	6
Toronto Centre	7	4
Toronto-Danforth	7	5
Trinity – <u>Spadina</u>	5	5
Vaughan	17	13
Wellington <u>Halton Hills</u>	454	33
<u>Willowdale</u>	15	5
York Centre	25	12
York South – Weston	7	3
York West	31	18
Total	19080	800



Thank you



Toronto Pearson
International Airport | Aéroport International