

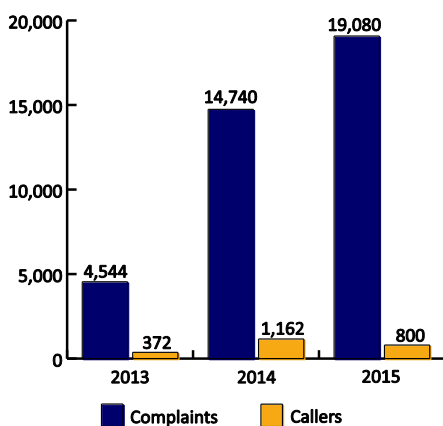
# COMMUNITY ENVIRONMENT AND NOISE ADVISORY COMMITTEE UPDATE

DECEMBER 2015

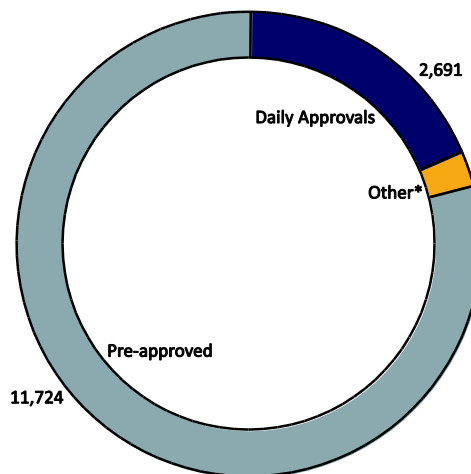


Toronto Pearson's Noise Management Program works to strike a balance between operating a growing airport and regional economic engine with the impact on our neighbours. Included in the update are reports on noise complaints that reflect our impact and reports on night flights and investigations that demonstrate our commitment to compliance with our noise mitigation policies and procedures.

**Noise Complaints and Callers**  
(January–October, 2013–2015)

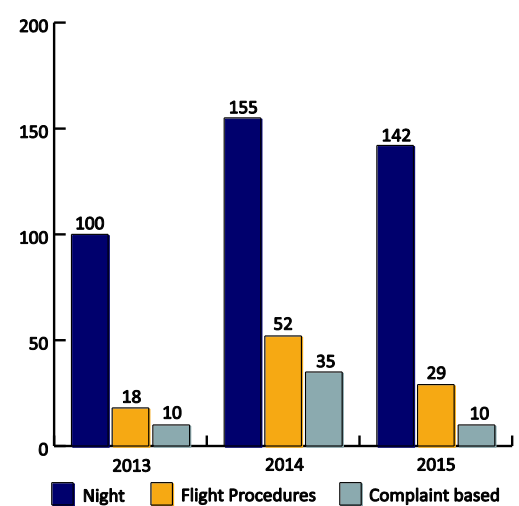


**Restricted Hours Flights**  
(November 2014–October 2015)



\*Other operations include medevac flights, weather alternate flights, military and police.

**Enforcement Investigations**  
(January–October, 2013–2015)



2015	Jan	Feb	Mar	Apr	May	Jun	Jul	Aug	Sep	Oct	Nov	Dec
Complaints	1,227	2,035	2,361	1,420	1,327	2,051	2,397	2,099	1,897	2,266	–	–
Callers	88	44	95	118	152	152	145	277	189	137	–	–

## Early Turn Trial

### Propeller Aircraft Turns

- Propeller aircraft are permitted to turn to course shortly after takeoff from **any** runway between the hours of 7 a.m. and 11 p.m.
- This is standard procedure since the 1970s.
- During the trial, prop turns are also permitted until 11:30 p.m. and from 6:30 a.m.

From March 3, 2008, to October 31, 2015

- 3,649 props (91%) participated between 6:30 and 6:59 a.m.
- 7,670 props (83%) participated between 11:01 and 11:30 p.m.
- 270 complaints are attributed to this trial.

### Early Jet Turns

- Certain small jet aircraft are permitted to turn to course shortly after takeoff on the **east/west** runways between 7 a.m. and 11 p.m.
- This is standard procedure since 2005.
- During the trial, early turns are also permitted on the **north/south** runways.

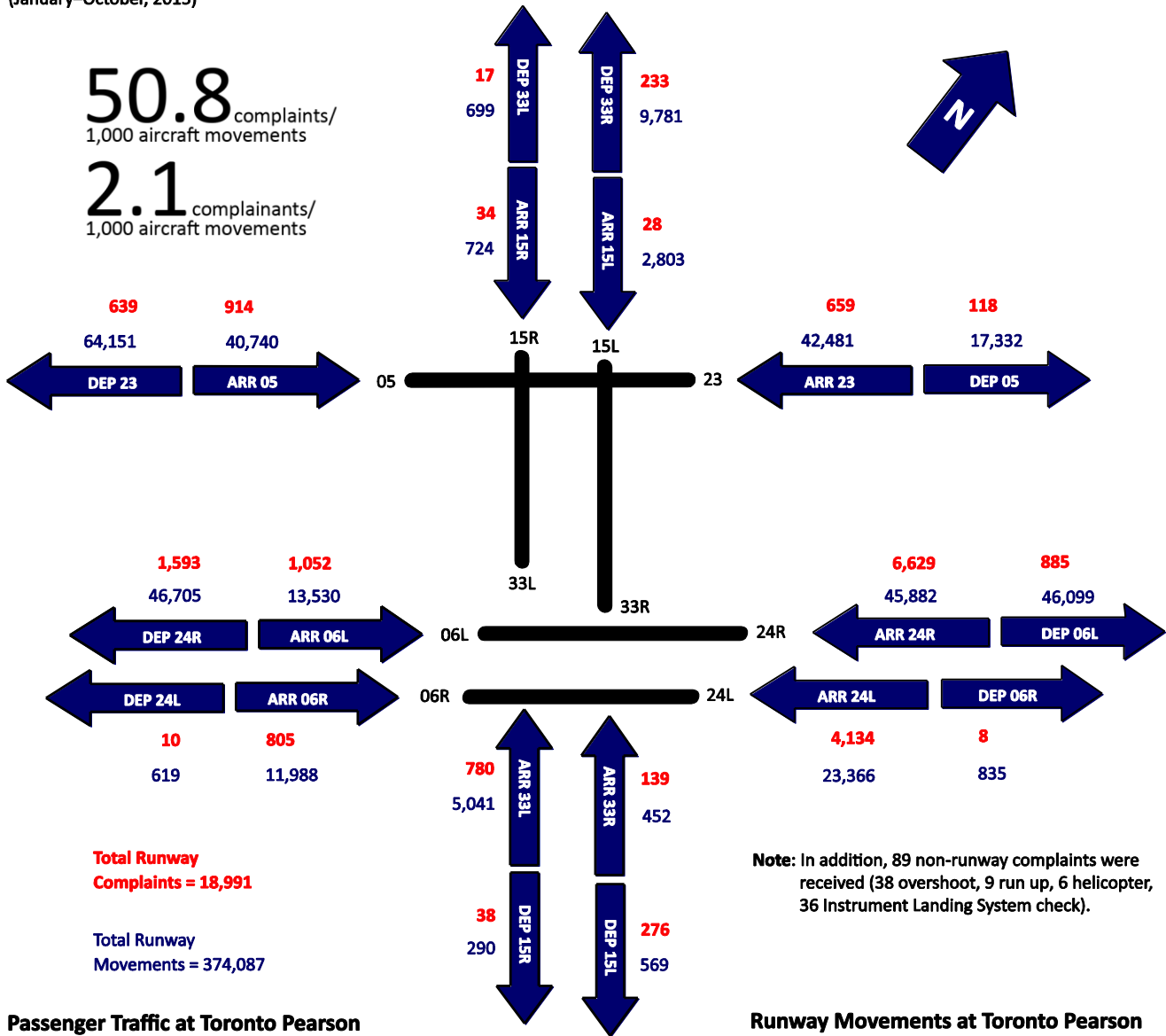
From March 3, 2008, to October 31, 2015

- 2,449 eligible jet aircraft (19 per cent) participated.
- 9 complaints are attributed to this trial.

**Runway Movements and Noise Complaints by Runway Operation**  
(January–October, 2015)

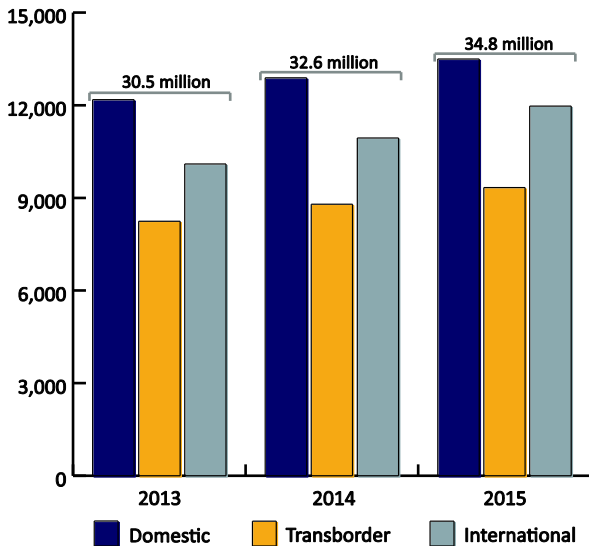
**50.8** complaints/  
1,000 aircraft movements

**2.1** complainants/  
1,000 aircraft movements



**Passenger Traffic at Toronto Pearson**  
(January–October, 2013–2015)

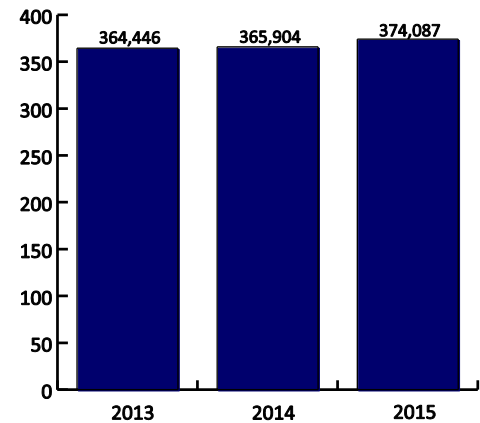
(in thousands)



**Note:** These numbers are estimates.

**Runway Movements at Toronto Pearson**  
(January–October, 2013–2015)

(in thousands)



**Note:** These numbers are estimates.