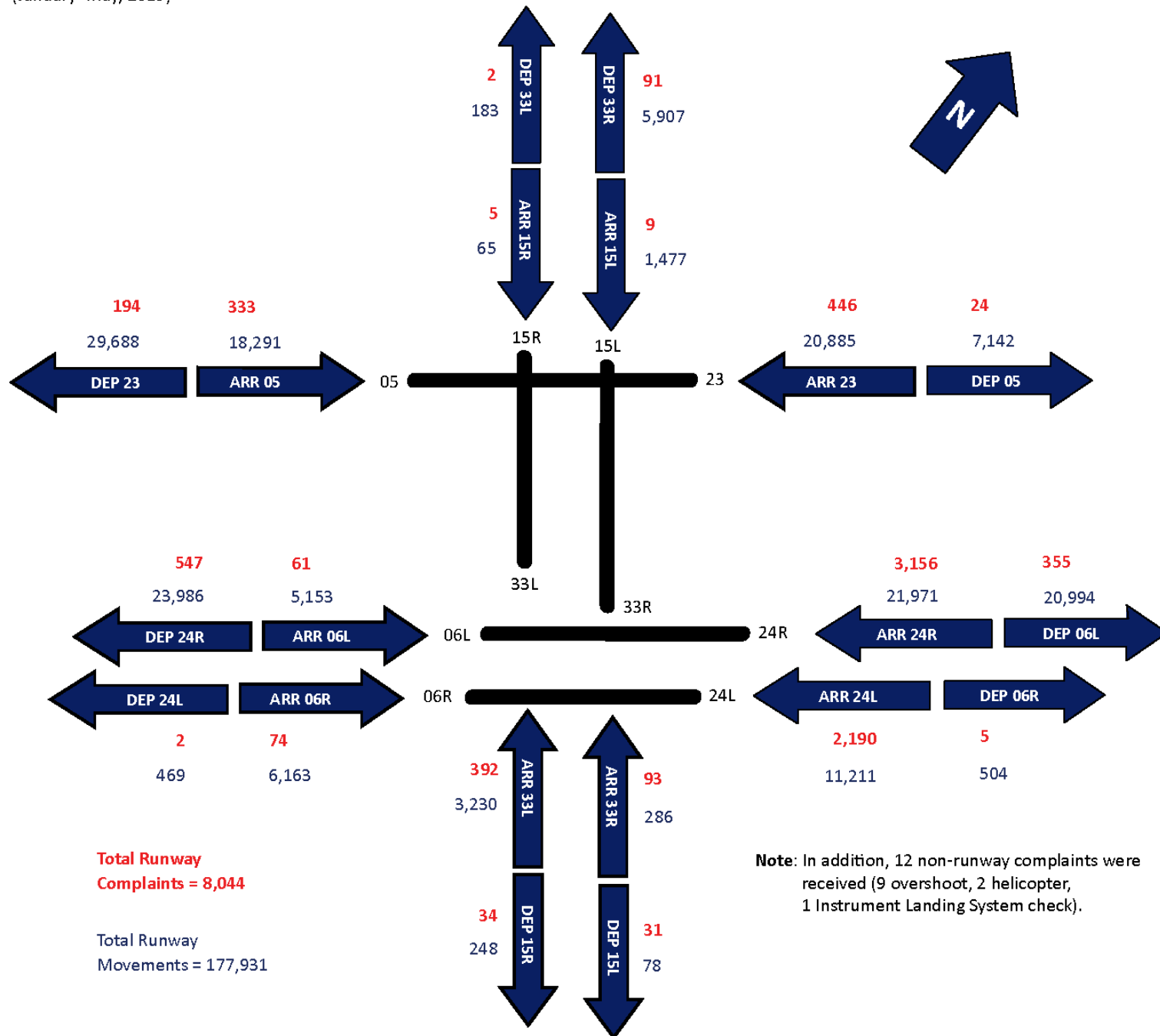




CENAC STATS June 17, 2015

Runway Movements and Noise Complaints by Runway Operation

(January–May, 2015)



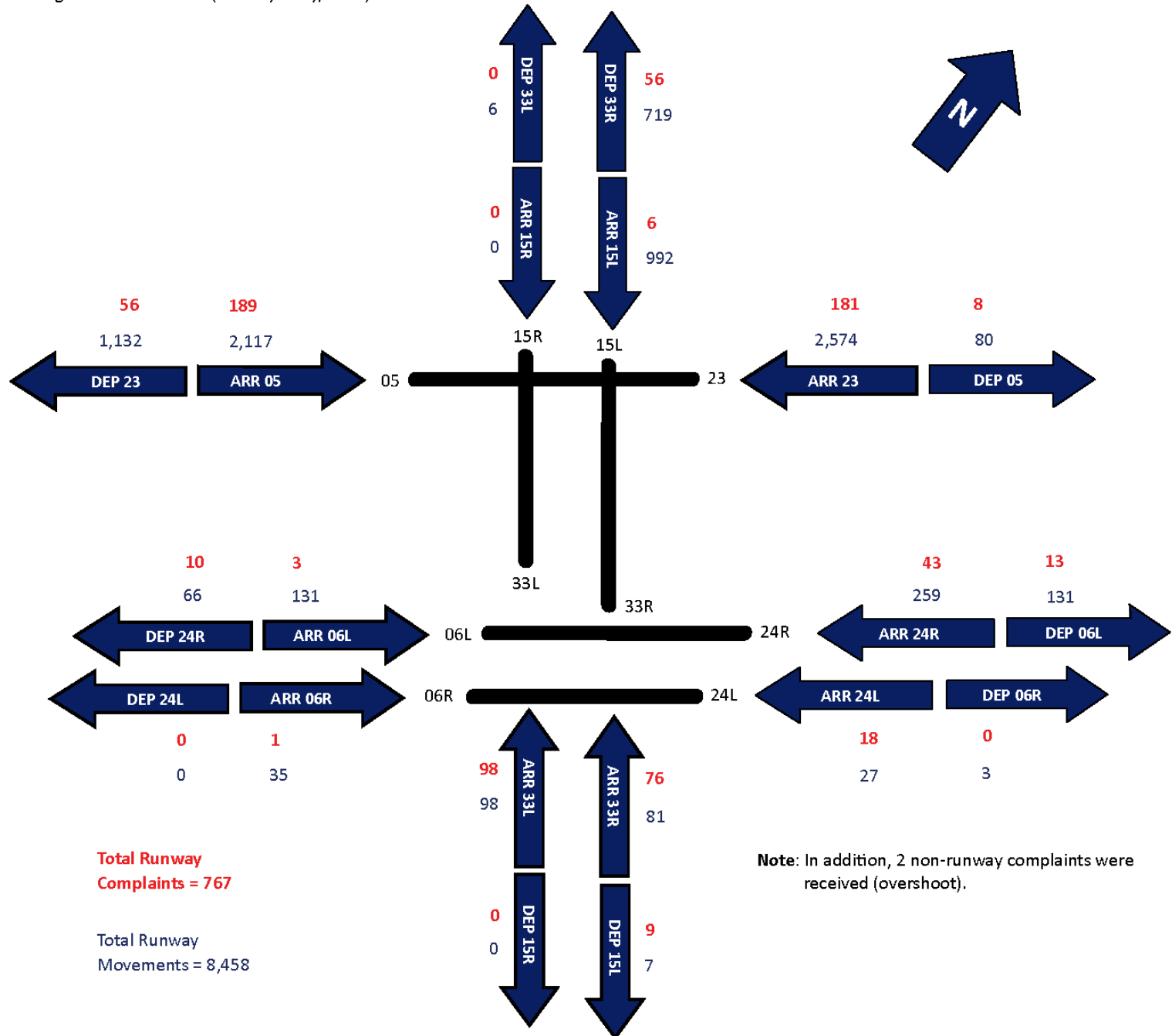
**Total Runway
Complaints = 8,044**

Total Runway
Movements = 177,931

Note: In addition, 12 non-runway complaints were received (9 overshoot, 2 helicopter, 1 Instrument Landing System check).

Runway Movements and Noise Complaints by Runway Operation

During Preferential Hours (January–May, 2015)



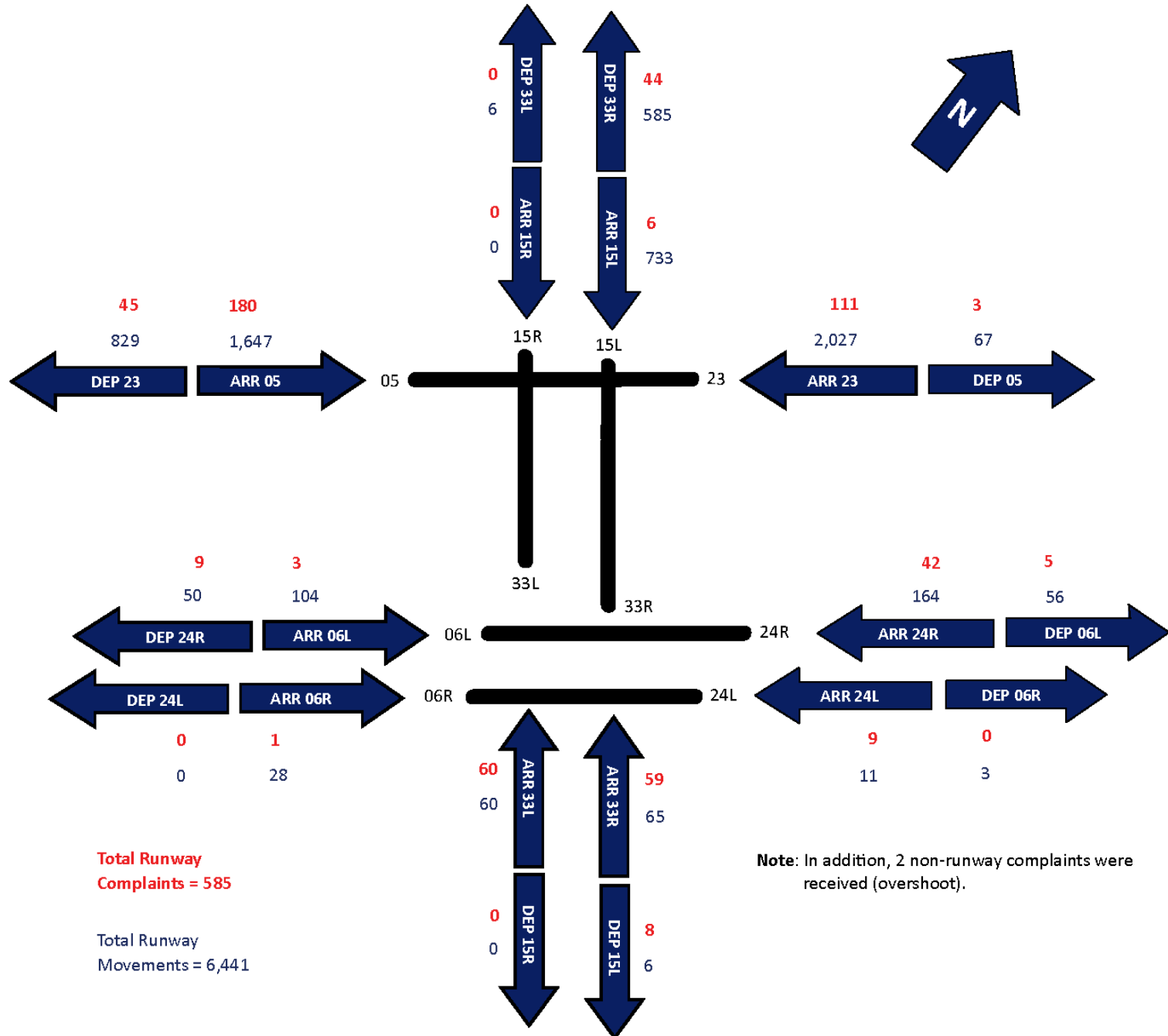
Total Runway
Complaints = 767

Total Runway
Movements = 8,458

Note: In addition, 2 non-runway complaints were received (overshoot).

Runway Movements and Noise Complaints by Runway Operation

During Restricted Hours (January–May, 2015)



**Total Runway
Complaints = 585**

Total Runway
Movements = 6,441

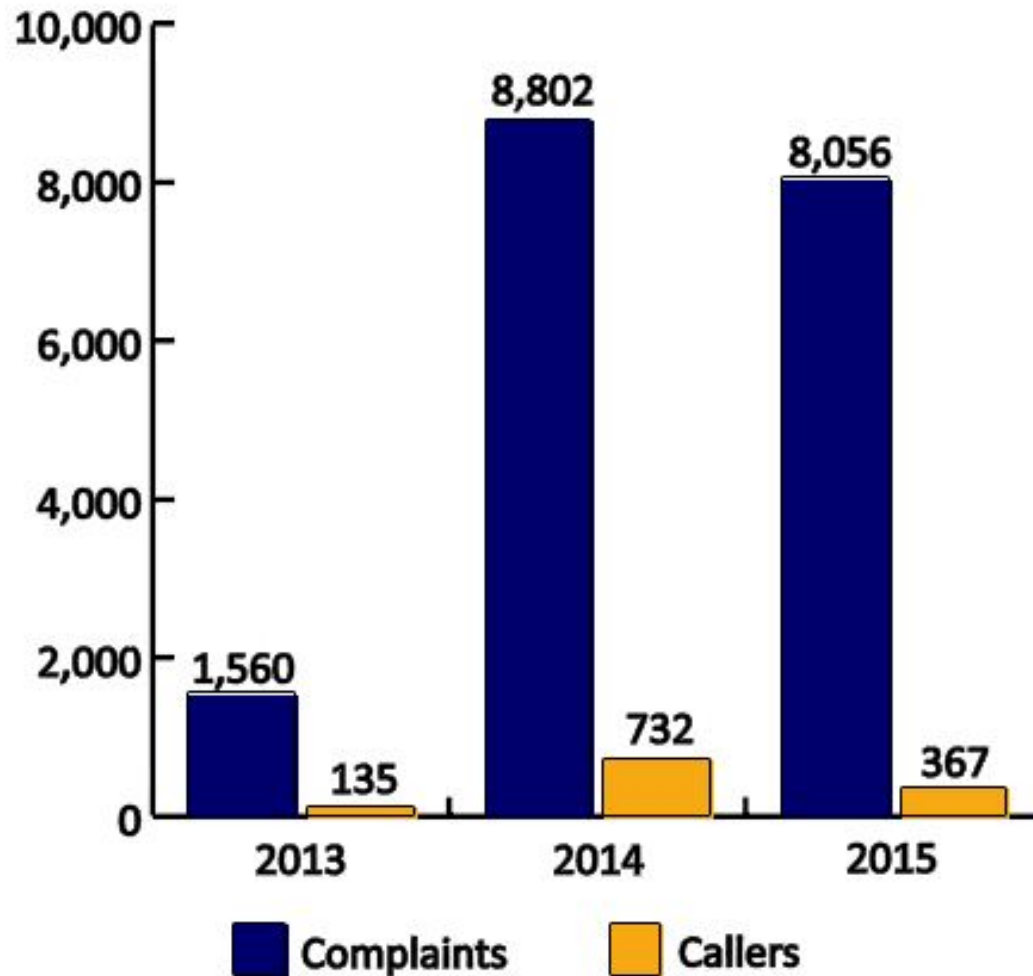
Note: In addition, 2 non-runway complaints were received (overshoot).

Complaints and Callers by Month

2015	Jan	Feb	Mar	Apr	May	Jun	Jul	Aug	Sep	Oct	Nov	Dec
Complaints	1,227	2,035	2,361	1,420	1,013	-	-	-	-	-	-	-
Callers	88	44	95	118	143	-	-	-	-	-	-	-

Noise Complaints and Callers

Noise Complaints and Callers
(January–May, 2013–2015)



2015 Complaints by Federal Riding.

	Complaints	Callers
Bramalea - Gore - Malton	66	6
Brampton West	17	9
Brampton-Springdale	7	1
Davenport	69	3
Don Valley East	4	1
Don Valley West	75	17
Eglinton - Lawrence	64	4
Etobicoke - Lakeshore	35	6
Etobicoke Centre	1151	152
Etobicoke North	10	8
Halton	272	22
Mississauga East Cooksville	16	3
Mississauga South	13	2
Mississauga-Bram. South	153	17
Mississauga-Erindale	3	2
Mississauga-Streetsville	7	6

	Complaints	Callers
Oak Ridges - Markham	1	1
Oakville	67	19
Parkdale - High Park	2122	19
Scarborough Southwest	1	1
St. Paul's	3662	30
Thornill	5	3
Toronto Centre	5	2
Toronto-Danforth	1	1
Trinity - Spadina	3	3
Vaughan	5	4
Wellington Halton Hills	201	14
Willowdale	5	2
York Centre	5	3
York South - Weston	1	1
York West	10	5
Grand Total	8056	367



Thank you



Toronto Pearson
International Airport | Aéroport International